



# iOS - Symcode Ring Scanner Setup


## 1 Initialize the scanner



## 2 Enable HID mode



## 3 Enable show/hide the iOS Keyboard when double tapping the scan button



## 4 Pair the scanner on the device

1. Press and hold the scan button for 8 seconds
2. Open *Settings*, locate *Bluetooth*, and choose *BarCode Scanner HID* under **Other Devices**
3. It will then show *Connected* in **My Devices**
4. Open ZiiZii and begin scanning

### Note

Since the scanner is emulating a keyboard, you will have to tap the scan button twice to show/hide the on screen keyboard. It also require the cursor to be out of the quantity fields when scanning items, so make sure to press done or enter when you are finished entering a quantity or search field